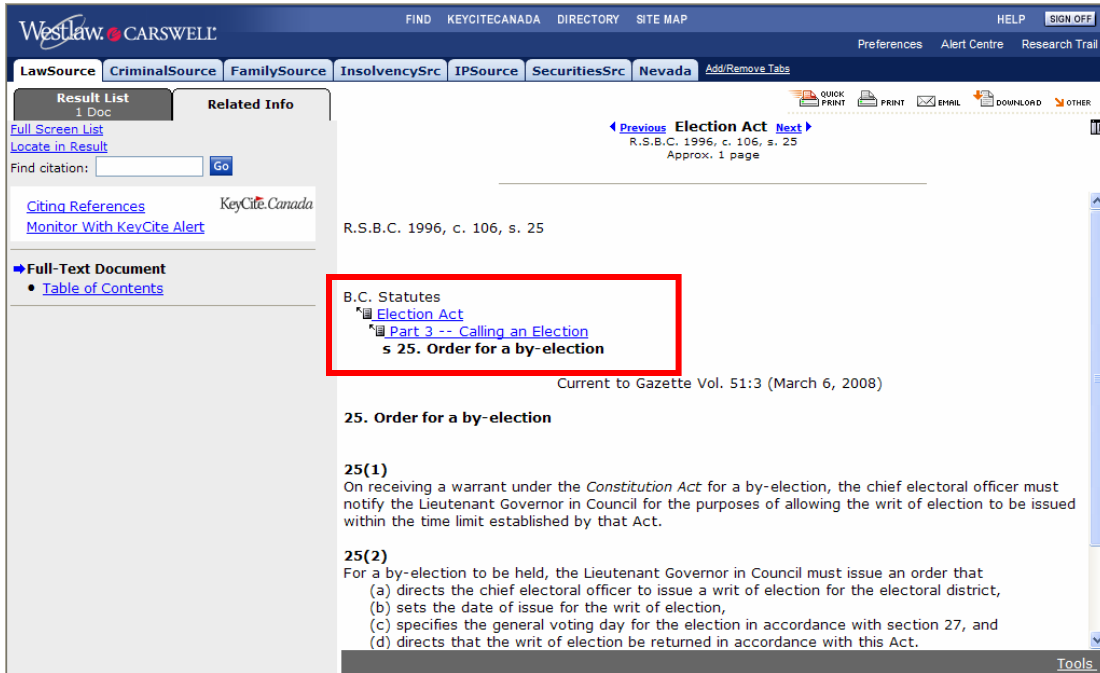


**Tip: How To View (And Print) Whole Statutes Or Parts Of Statutes As A Single Document**

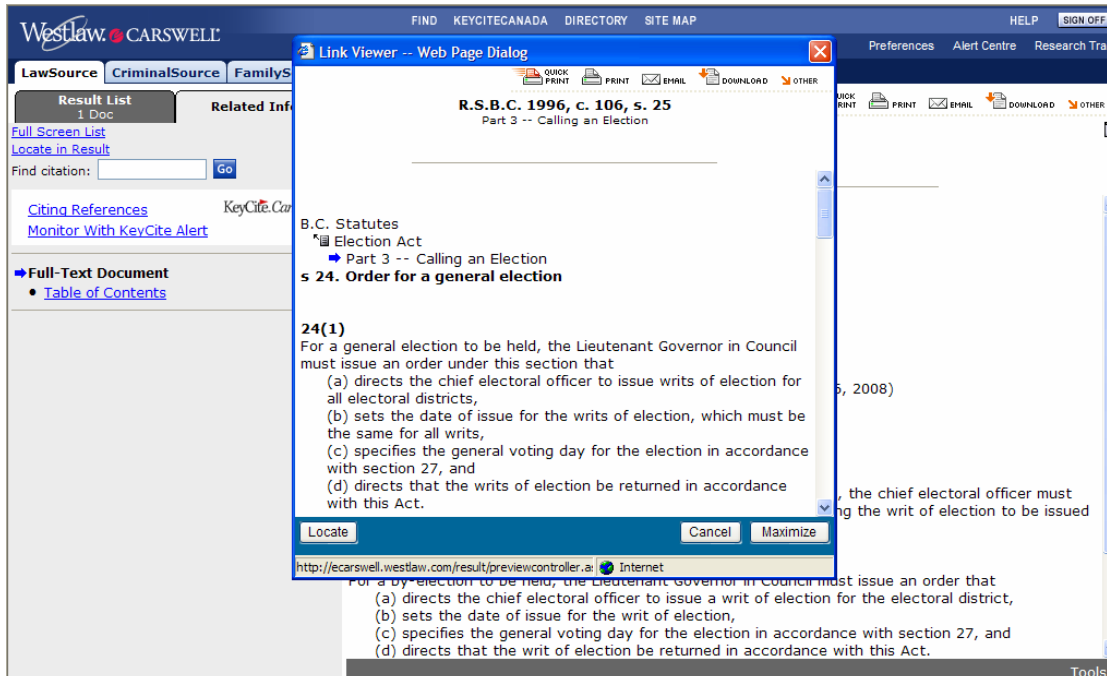
Although statute documents on WestlawCARSWELL consist of individual sections, you can use the BrowseAll feature to combine all the sections of a Part of a statute or, if you wish, the entire statute, into a single document.

To access BrowseAll, simply click on the links appearing at the top of any statute document.

The document below shows section 25 of the B.C. Election Act:

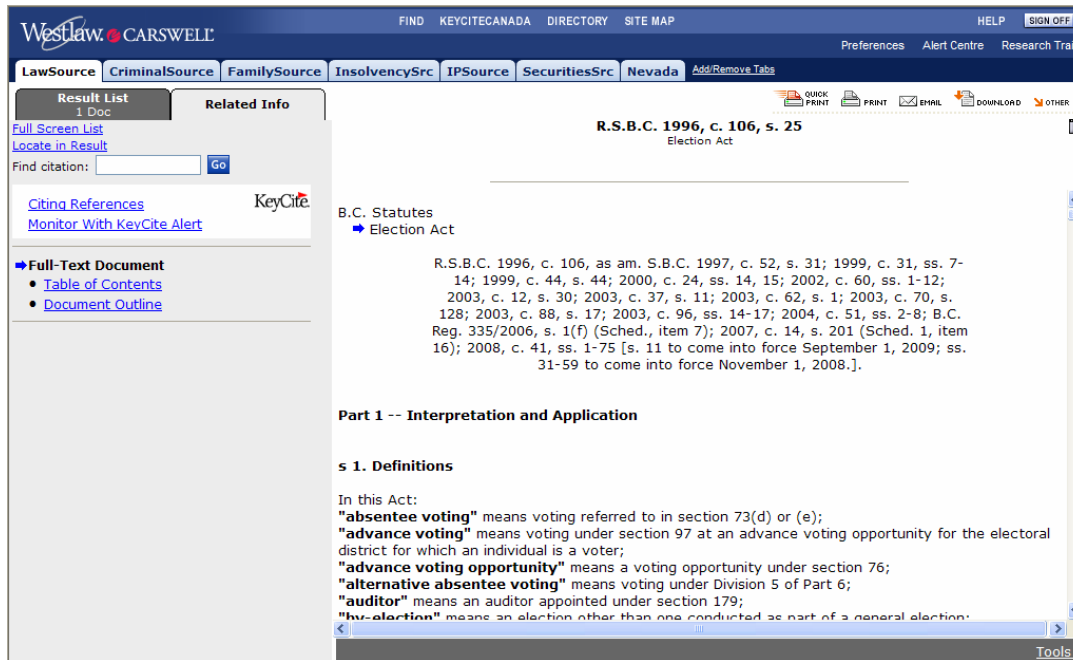


If you click on [Part 3 -- Calling an Election](#), all of Part 3 (sections 24-28) will be displayed in a single document in the link viewer:



You have the option of reading Part 3 within the Link Viewer and closing it, or maximizing the document so that it takes up the whole screen. (To return to the original document – section 25 --click on you browser’s back button.) You can print the Part from the Link Viewer or the maximized document

To view the entire Election Act in a single document, click on the [Election Act](#) link on the original document. Instead of Part 3, all 283 sections of Election Act will be displayed.



**Complex Statutes**

For most statutes, as with the Election Act displayed above, the title of the Act will appear as a link at the top of every section of the statute. However in the case of very complex statutes (those that have more than two levels of heading beneath the title) the title may not be linkable from every section.



