

Westlaw[®] Canada

Quick Reference Card

How to find a section of an Act in CriminalSource

Search a large collection of federal and provincial criminal-related statutes and regulations in CriminalSource.

Selected Legislation

The most often consulted criminal-related statutes are available from the **Selected Legislation** section located in the right frame of the Home page. These include: *Criminal Code, Canada Evidence Act, Charter of Rights and Freedoms, Controlled Drugs and Substances Act, DNA Identification Act, Firearms Act, Interpretation Act, Young Offenders Act* and *Youth Criminal Justice Act*. You may find by section number or search the entire act.

When you know the specific section number

1. Select the act you want from the **Find: Act** drop-down list located in the **Selected Legislation** section of the CriminalSource **Home** page.
2. Enter the section number you want into the **Section Number** field and click **Go**.

Selected Legislation

(with links to Tremeeear's, Crankshaw's and Cournoyer & Ouimet) [Advanced Search](#)

Find:
Act: Firearms Act
Section Number: 106 **Go**

Search:
Act: Criminal Code
Keyword Search: **Go**

Figure 1

3. Click the document hypertext link on the **Result List** to retrieve the full text of the section.

Westlaw.CANADA

FIND & PRINT KEYCITECANADA DIRECTORY SITE MAP CONTACT US HELP SIGN OFF

Preferences Alert Centre Research Trail

Litigator LawSource CriminalSource Estates&TrustsSource FamilySource IPSource Add a Tab

Edit Search: (pri("firearms act" & "federal statutes")) & (sec(106)) Database: SEARCH

Result: 1 Document


1. Canada Federal Statutes; Firearms Act, Offences; S.C. 1995, c. 39, s. 106; 106, 106(1) False statements to procure licences, etc., 106(2) False statements to procure customs confirmations; 106(3) Definition of "statement"

Document hypertext link

Figure 2

When you have search terms

1. Select the act you want from the **Search: Act** drop-down list located in the **Selected Legislation** section of the CriminalSource **Home** page.
2. Enter your search terms into the **Keyword Search** field. You may use quotation marks to search for a specific phrase. Example: *"false statement"* and click **Go**.

Selected Legislation 

(with links to Tremeeear's, Crankshaw's and Courmoyer & Ouimet) [Advanced Search](#)

Find:
Act: Criminal Code
Section Number:

Search:
Act: Firearms Act
Keyword Search: "false statement"

Figure 3

Other Legislation


Searching

1. To search all other legislation, click **Legislation** in the **Search Templates** section located in the left frame of the Home page.

Search Templates

- [Cases](#)
- [Legislation](#) 
- [Tremeeear's Annotations](#)
- [Courmoyer & Ouimet - Code](#)
- [criminel annoté](#)
- [Crankshaw's Case](#)
- [Digest/Histories](#)
- [Nadin-Davis Sentencing Digest](#)

The Search Legislation template appears:

Search Legislation 

[Terms and Connectors Search](#) [Natural Language Search](#) [Clear Query](#)

1 Select a source

- CriminalSource
- LawSource (all available Canadian legislation)

2 Enter your search terms:

Search full text for: [Searching Tips](#)

casino

The results must contain:

Any of these terms

Search the following fields:

Short Title: proceeds of crime Section:

Citation: Defined Term:

3 Limit Results (optional)

By Jurisdiction:

- All Jurisdictions
- Alberta
- British Columbia
- Federal

Figure 5

2. Select the source you want to search. The default is CriminalSource; however, you can select LawSource to search all legislation available in Westlaw Canada.

3. Enter your search terms into the **Search full text for** box and select an option from *The results must contain* drop-down list, or use appropriate Boolean connectors.
4. Restrict your search by using any of the fields provided and/or limit your results by jurisdiction, if you wish.
5. Double check your search criteria for any spelling mistakes and click **Go**.

Browsing

1. To browse all legislation, simply click **Legislation** located in the **Browse Tables of Contents** section in the left frame of the Home page.

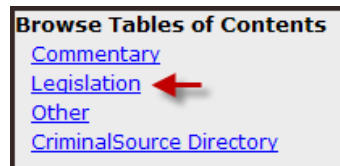


Figure 6

The Table of Contents appears.

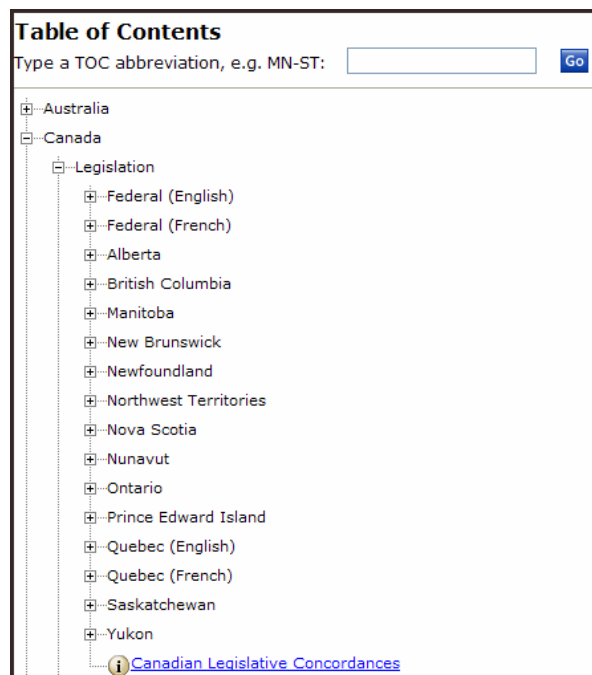


Figure 7

2. Click the + button to expand a jurisdiction heading.
3. Click a blue hypertext link to retrieve the full alphabetic listing of statutes, rules or regulations.



Figure 8

4. Continue clicking + buttons to expand the specific legislation you want and click the section number hypertext link to retrieve the full text of the section.