

Quick Reference Card

KeyCiteCanada® for Cases





Check the status of a
case with
KeyCiteCanada®

KeyCiteCanada is a powerful citation service (derived from The Canadian Abridgment) available exclusively on WestlaweCARSWELL. Use KeyCiteCanada to note up cases, statutes and rules.

KeyCiteCanada for cases includes the history of all reported Canadian cases back to 1867, plus judicial treatments of Canadian and foreign cases discussed in Canadian decisions that fall within the following coverage: selective coverage of reported cases prior to 1977, comprehensive coverage of reported cases since 1977, and comprehensive coverage of unreported cases since 1986.

KeyCiteCanada provides links to the direct appellate history of a case, positive and negative judicial treatments and authoritative secondary sources.

KeyCiteCanada Status Flags

-  A **red flag** warns that the case may not be good law; that the decision has been reversed, or has not been followed within the same jurisdiction or by the Supreme Court of Canada.
-  A **yellow flag** warns that the decision has some negative history or treatment, but has not been reversed or overruled. It is also displayed if a treatment has been recently added, and has not yet been editorially analysed.
-  A **blue H** indicates that the decision has some direct history but it is not known to be negative.
-  A **green C** indicates that the decision has no direct history, but there are treating cases or other citing references to the decision.

Accessing KeyCiteCanada

Access KeyCiteCanada by using one of the following methods:

- Click the **KeyCite** radio button located in the **Find/KeyCite a Document** section on most Source Home pages. Enter the case name and select a jurisdiction for the case you want to note up. You may also KeyCite a case by using the **Citation** field provided.
- Click **Citing References** on the **Related Info** tab in the left frame while viewing a case.
- Click **KeyCiteCanada** on the WestlaweCARSWELL Navigation bar and use the options in the left frame.

Viewing a KeyCiteCanada Result

When you access KeyCiteCanada for cases the History and Negative Citing References page appears in the right frame.

Full History is displayed automatically upon KeyCiting a case.

Click **Direct History (Graphical View)** to display the direct history of the case graphically.

Click **Citing References** to display all citing references of the case in the right frame.

Click **Monitor with KeyCite Alert** to access the KeyCite Alert wizard.



Figure 1

Restricting Citing References (Limit KeyCite Display)

WestlawCARSWELL provides you with the ability to restrict a list of citing references to only those references that are important to you. You may use any combination of the following limits: Locate (search term), Jurisdiction, Date and Document Type.

Click the **Limit KeyCite Display** button located at the bottom of the Citing References page to retrieve KeyCite Limits.

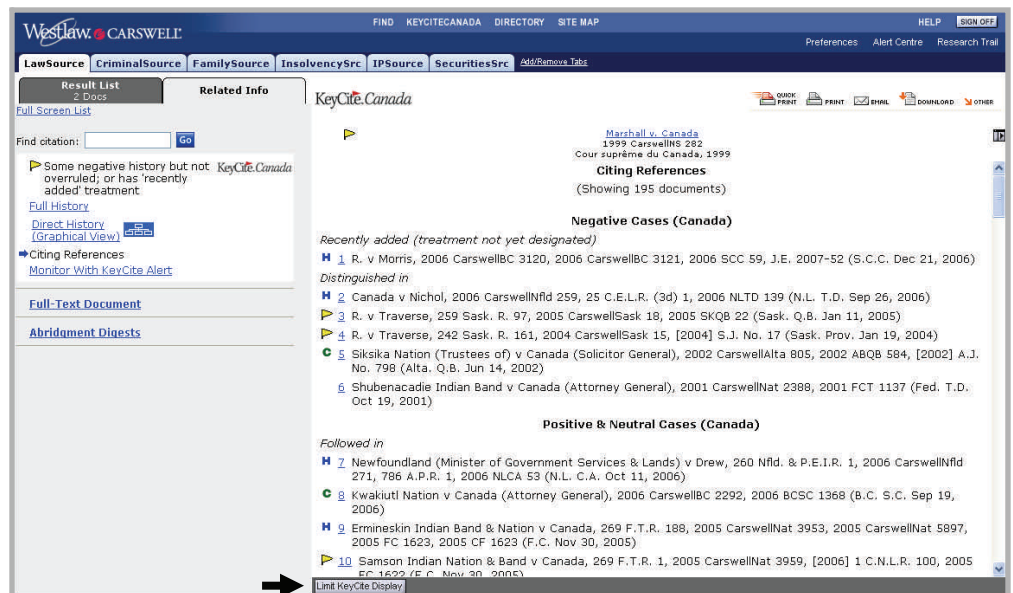


Figure 2

The **Limit KeyCite Display** button.

The Locate page is retrieved automatically. Enter your search terms in the **Locate** box. Locate searches the full text of each cited document for your search terms. To select another limit, simply click the bullet beside the limit page you wish to retrieve. To limit by **Jurisdiction**, click the checkboxes beside the limits you would like to see. You may also limit by the date of the referring documents (such as the judgment date of cases, or the publication date of newsletters). In the **Date of Document** section, select a restriction from the *Date of Document* drop-down list or enter the desired date range in the **Before** and **After** fields. To restrict the citing references by the date they were added to Westlaw®CARSWELL, select a restriction from the *Date added after* drop-down list or enter a specific date. **Document Type** allows you to restrict your list either to cases (by court level) and secondary sources. Click the **Apply** button when you are ready to apply the restrictions.

KeyCite Alert

KeyCite Alert is an exclusive monitoring service that automatically tracks cases and keeps you informed of up-to-the-minute changes that may impact the legal materials you are relying on. You can receive KeyCite Alert results whenever and wherever you want through a variety of delivery destinations, including wireless devices, email or fax.

Creating and Accessing KeyCite Alert

To create a KeyCite Alert, use one of the following methods:

- Click **Monitor with KeyCite Alert** on the **Related Info** tab to access the KeyCite Alert wizard.
- Click **Alert Centre** on the Westlaw®CARSWELL Navigation bar and select **Create Entry** or **Entry Wizard** on the KeyCite Alert title bar.

To access KeyCite Alert, click **Alert Centre** on the Westlaw®CARSWELL Navigation bar and click the **Open Directory** button (down arrow) on the KeyCite Alert title bar.



Figure 3